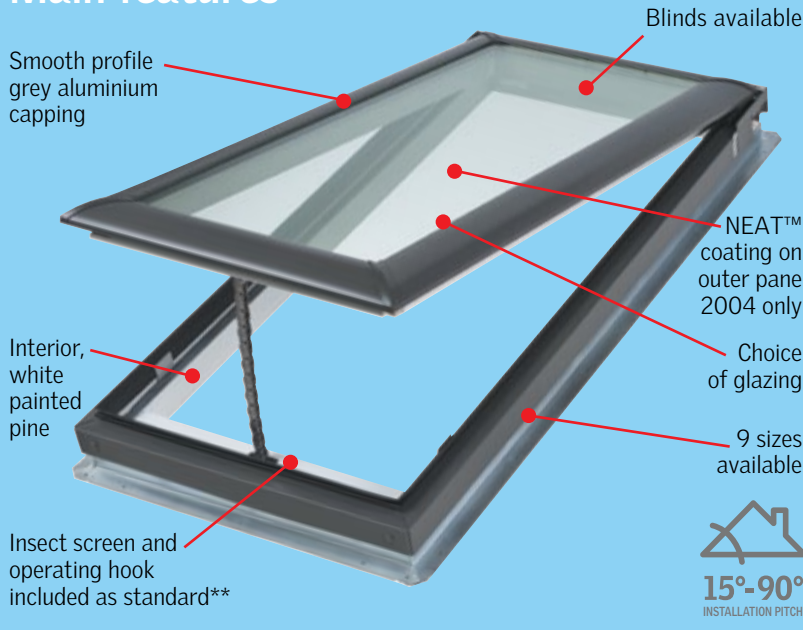


VS manually operated top-hung skylight

Main features

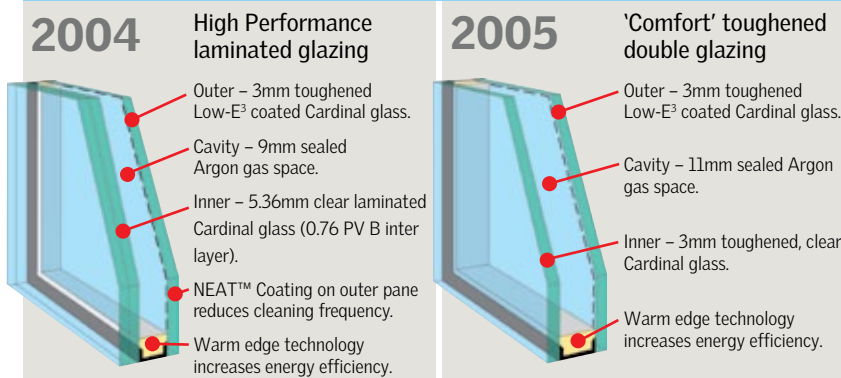


Construction

Quality frame made from Ponderosa pine. Factory treated with a base preservative to reduce mould and mildew. Further treated with paint (2 coats) for a clean white interior finish.

VS Skylights are operated manually. The VS has a hook included which requires a rod control to wind the hook and open the sash. Or for applications within reach, a winder handle can be used.

Choice of double glazing units



| Benefits: | 2004 | 2005 | Australian Standard AS1288 |
|---|------------|---------|---|
| Radiant heat block: Complete window | approx 80% | 80% | Laminated glass (2004) must be used for skylights installed 3m or more above floor level. |
| Glass only | approx 75% | 75% | |
| UV Harmful rays block | approx 99% | 95% | |
| Noise reduction factor | 32dB | 29dB | |
| WERS rating | 5 stars | 5 stars | |
| Double layer of Low-E ³ coating. | ✓ | ✓ | |
| 10 year warranty on insulated glass seal. | ✓ | ✓ | |
| Reduced cleaning frequency. | ✓ | ✓ | |

NEAT™ Photocatalytic Coating

- Silicone Dioxide/Titanium Dioxide coating reacts with the sun's UV rays to decompose surface organic dirt before rinsing away with the next shower of rain, thereby reducing cleaning frequency.
- The coating also makes the glass surface smoother, so water disperses evenly, sheets off, and evaporates quickly; thereby minimising water spotting on the pane.

| | |
|---|--|
| 10 YEAR WARRANTY on skylights, flashings and glazing | 3 YEAR WARRANTY on blinds and accessories |
|---|--|

VS technical performance

Australian Standards

VELUX Skylights are tested and approved to the appropriate Australian Standards.

AS4285 SKYLIGHTS
Cyclonic & Non-Cyclonic

AS1288 OVERHEAD GLAZING
Laminated inner pane†

AS3959 BUSHFIRE
Attack Level 40^

AS1530.1 NON-COMBUSTIBILITY

BCA BOUNDARY SEPARATION#
Class 1 & Class 10 buildings:
Within 900mm of a boundary wall
Class 2 to Class 9 buildings:
3 metres from a boundary wall^^

VELUX Skylights are deemed non-combustible and thereby comply with BCA Fire Separation requirements*.

* CSIRO assessment report available on request. VELUX recommends consultation with relevant authority before work commences.

† 2004 glazing variant.

^ Bushfire testing applicable to 2004 glazing variant skylight in roof pitch 18°-75°. Skylight only. Custom-made flashing required. Skylight tested in closed position, additional mesh protection may be required for opening apertures (consult local council).

Skylight to be in closed position.

^^ Skylight cannot be closer than 3mtrs unless the boundary is adjoining a road or public place. Consult BCA for further details.

Hailstone Test

VELUX Simulated Tests *ASTM E822-2009.

* ASTM E822-2009 standard practice for determining resistance of Solar Collector Covers to Hail impact with propelled ice balls (2004 glazing).

Energy Rating

VS Openable Skylights have been energy rated in accordance with the Skylight Energy Rating Scheme (WERS).

★★★★★ **Maximum 5 stars Summer Ratings**

4.5 out of 5 stars for Winter Rating.

4.5 out of 5 stars for Cool Daylight in Summer.

| Glazing type | 2004 | 2005 |
|-------------------|------|------|
| U-value (W/m²K) | | |
| Complete skylight | 2.50 | 2.60 |
| Glass only | 1.93 | 1.98 |

| Solar Heat Gain Co-efficient | 2004 | 2005 |
|------------------------------|------|------|
| Complete skylight | 0.21 | 0.21 |
| Glass only | 0.27 | 0.27 |

| Visible Light Transmittance | 2004 | 2005 |
|-----------------------------|------|------|
| Complete skylight | 0.48 | 0.49 |

| Luminous Efficacy (Ke = VT/SHGC) | 2004 | 2005 |
|----------------------------------|------|------|
| Complete skylight | 2.29 | 2.33 |

All figures generated by AFRC accredited simulators. Figures based on complete skylight: nominal size 1140mm (W) x 1180mm (H).

** Winder handle and extension rods to be purchased separately. Details overleaf.

VS manually operated top-hung skylight

Choice of flashing

EDW flashing for profiled roofing material

EDW flashing is used for skylights installed into tiled roofs and low profiled metal roofs (such as corrugated iron and custom orb).



EDL flashing for flat roofing material

EDL flashing is used for skylights installed into slate or shingle roofs – typically 4-8mm thick. 'L' shaped sections are provided that act as soaker pieces on either side of the skylight.



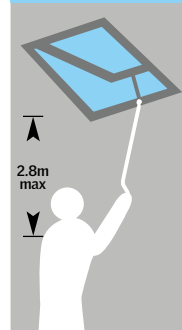
* For roofs below 15° pitch, skylights need to be raised to 15° and custom flashed. VELUX can assist with technical advice and drawings. (NB: build-up not recommended in Bushfire areas.)

NB: When used in side-by-side/above-below combination, skylights must be 100mm apart and utilise EKW/L combination flashing.



Control options


Out of easy reach – choice of control rods



ZCT 300 extension rod
Telescopic rod control (145cm in length, extendable up to 285cm)
Attaches to operating hook for simple winding action to open and close.

ZOZ 032 short control rod
(60cm long)

Within reach situations



ZZZ 201 winder handle


Replaces operating hook for simple winding action to open and close.

VS – frame and glazing dimensions – technical details

| Product/size code (Old code – pre April 2010) | C01 (101) | C04 (104) | C06 (106) | C08 (108) | M04 (304) | M06 (306) | M08 (308) | S01 (601) | S06 (606) |
|--|--------------|--------------|--------------|--------------|--------------|--------------|--------------|--------------|--------------|
| Overall frame size wxh – mm | 550x700 | 550x980 | 550x1180 | 550x1400 | 780x980 | 780x1180 | 780x1400 | 1140x700 | 1140x1180 |
| Internal glass size wxh – mm | 407x519 | 407x799 | 407x999 | 407x1219 | 637x799 | 637x999 | 637x1219 | 997x519 | 997x999 |
| Daylight area (M ²) | 0.21 | 0.33 | 0.41 | 0.50 | 0.51 | 0.64 | 0.78 | 0.52 | 1.00 |
| Ventilation area (M ²) | 0.24 | 0.33 | 0.38 | 0.44 | 0.39 | 0.44 | 0.49 | 0.40 | 0.54 |
| 2004 High Performance glazing sizes available | ✓ | ✓ | ✓ | ✓ | ✓ | ✓ | ✓ | ✓ | ✓ |
| 2005 Comfort glazing sizes available | ✓ | ✓ | - | ✓ | ✓ | - | ✓ | - | - |
| 2004 – weight in kg * | 23.1 | 32.1 | 32.4 | 36.1 | 34.3 | 41.4 | 45.7 | 40.9 | 55.0 |
| 2005 – weight in kg * | 21.7 | 30.7 | - | 34.0 | 31.6 | - | 41.9 | - | - |

Skylights can only be installed as per orientation depicted above. • Weight includes flashing.

Daylight control – Solar Blockout blinds



- Provides blockout from light.
- Colour: White on internal side. Silver coating on external side.
- Materials: Light-tight polyester with heat resistant coating. Clear anodized aluminium side channels and top cover.
- Operated by wireless wall-mounted keypad (provided).

Benefits:

- Eco-friendly – uses the sun's energy to power the built-in motor.
- Reduces light by approx. 100%.
- Reduces heat build-up by approximately 40%.

Opening Restrictors

BCA 2013 Vol 1 & 2 regulations (Prevention of Falls from Windows – Balustrades & Barriers): contact VELUX for information relating to restrictor devices for within-reach opening skylights.

Now even easier to fit using VELUX **Pick&Click!**® system.

NB: New VELUX blinds and flashings do not fit VELUX Skylights manufactured prior to March 2010 and must be ordered accordingly.