

GGL centre-pivot roof window

NEW Model available from June 2015

Main features

Available in 5 sizes

Rotates 180° for cleaning outer pane from within the room

Grey aluminium exterior cappings

Choice of blinds

Laminated glazing as standard

Lacquered pine frame and sash

Not recommended for out-of-reach situations



VELUX GGL is an openable, centre-pivoting roof window for in-reach applications used to bring natural light and air into attic or loft rooms where ventilation is required.

Operation

The GGL is operated manually. The control bar at the top of the window is clicked open once for limited filtered air flow, whilst the window remains

closed and watertight. A second click of the control bar opens the sash.

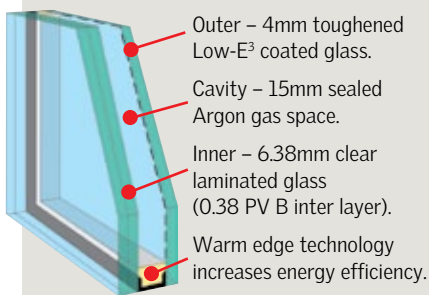
The sash is frictioned to stay in a pivot position to maximise ventilation. The sash can be locked in two positions, either slightly ajar or 180°, in the fully rotated position, allowing the outside pane to be cleaned safely from inside the room.

ZIL Insect screen (optional extra) to be fitted to plaster reveal.

Laminated double glazing as standard

3076

Laminated double glazing



Benefits:

- Radiant heat block approx 70%
- UV rays block 95%
- Noise reduction factor 35dB
- Double layer of Low-E³ coating
- 10 year warranty on insulated glass seal

Australian Standard AS1288

Laminated glass must be used for roof windows installed 3m or more above floor level.

10 YEAR WARRANTY on roof windows, flashings and glazing	3 YEAR WARRANTY on blinds, accessories, hinges and handles
GGL technical performance	

Australian Standards

All VELUX Roof Windows are tested and approved to the appropriate Australian Standards.

AS4285 SKYLIGHTS
Cyclonic & Non-Cyclonic

AS1288 OVERHEAD GLAZING
Laminated inner pane

AS3959 BUSHFIRE
Attack Level 40[^]

AS1530.1 NON-COMBUSTIBILITY

BCA BOUNDARY SEPARATION[#]
Class 1 & Class 10 buildings:
 Within 900mm of a boundary wall
Class 2 to Class 9 buildings:
 3 metres from a boundary wall^{^^}

VELUX Roof Windows are deemed non-combustible and thereby comply with BCA Fire Separation requirements*.

* CSIRO assessment report available on request. VELUX recommends consultation with relevant authority before work commences.

[^] Bushfire testing applicable to 3076 glazing variant Roof Window in roof pitch 18°-75°. Roof Window only. Custom-made flashing required. Tested in closed position, additional mesh protection may be required for opening apertures (consult local council).

[#] Roof Window to be in closed position.

^{^^} Roof Window cannot be closer than 3mtrs unless the boundary is adjoining a road or public place. Consult BCA for further details.

Construction

Frame and sash: Nordic Pine timber. Factory lacquered (3 coats) and treated with a base preservative to reduce mould and mildew.

Exterior capping: Grey aluminium.

Glazing type	3076
--------------	------

U-value (W/m ² K)	
Complete Roof Window	1.20
Glass only	1.00

Solar Heat Gain Co-efficient	
Complete Roof Window	0.30
Glass only	0.30

Visible Light Transmittance	
Complete Roof Window	0.62

Luminous Efficacy (Ke = VT/SHGC)	
Complete Roof Window	2.07

U-value and SHGC calculated according to EN 14351-1:2006 and A1:2010 (window size 1140 x 1400mm).

GGL centre-pivot roof window

NEW Model available from June 2015

Choice of manually operated blinds



Blockout blinds

- Provides blackout from light.
- Colour: White on internal side. Silver coating on external side.
- Materials: Light-tight polyester with heat resistant coating. Clear anodized aluminium side channels and top cover.
- Reduce light by approx 100%. Reduce heat by approx 40%.








Venetian blinds

- Controls the amount and direction of light.
- Colour: Egg-shell white on both sides.
- Materials: 35mm wide slimline aluminium blades. Clear anodized aluminium side channels and top cover.
- Reduce light by up to 85%. Reduce heat by approx 57%.

Now even easier to fit using VELUX **Pick&Click!**® system.

NB: NEW VELUX blinds do not fit GGL/GHL/GPL windows purchased prior to June 2015.

GGL – frame and glazing dimensions

	 CK02 (C02)	 CK04 (C04)	 MK04 (M04)	 MK08 (M08)	 SK06 (S06)
New Product/size code ▶ (Old code pre June 2015 ▶)	CK02 (C02)	CK04 (C04)	MK04 (M04)	MK08 (M08)	SK06 (S06)
Overall frame size w x h – mm	550x780	550x980	780x980	780x1400	1140x1180
Internal glass size w x h – mm	371x583	371x783	601x783	601x1203	961x983
Daylight area (M ²)	0.22	0.29	0.47	0.72	0.95
Ventilation area (M ²)	0.26	0.34	0.53	0.81	1.03
3076 laminated glazing as standard	✓	✓	✓	✓	✓
Weight in kg *	23.6	27.6	34.9	45.7	53.9

*Weight includes flashing.

Choice of flashing



EDW flashing for profiled roofing material

EDW flashing is used for Roof Windows installed into tiled roofs and low profiled metal roofs (such as corrugated iron and custom orb).



EDL flashing for flat roofing material

EDL flashing is used for Roof Windows installed into slate or shingle roofs – typically 4-8mm thick. 'L' shaped sections are provided that act as soaker pieces on either side of the Roof Window. These soakers sit under each course of slate or shingle and interlock with the course above.

Opening Restrictors

BCA 2013 Vol 1 & 2 regulations (Prevention of Falls from Windows – Balustrades & Barriers): contact VELUX for information relating to restrictor devices for within-reach opening Roof Windows.

* For roofs below 15° pitch, roof windows need to be raised to 15° and custom flashed. VELUX can assist with technical advice and drawings. (NB: build-up not recommended in Bushfire areas.)



NB: When used in side-by-side/above-below combination, roof windows must be 100mm apart and utilise EKW/L combination flashing.